



SOUTH CAROLINA

Office of Regulatory Staff

FY 23-24

Ways and Means Transportation and Regulatory Subcommittee Budget
Hearing Tuesday, January 17, 2023



Key Officials

Nanette S. Edwards

Executive Director

South Carolina Office of Regulatory Staff

M: (803) 603-7810 | O: (803) 737-0575

NEDWARDS@ORS.SC.GOV

Dawn Hipp

Chief Operating Officer

South Carolina Office of Regulatory Staff

O: (803) 737-0814

DHIPP@ORS.SC.GOV

Andrew M. Bateman

Deputy Executive Director

South Carolina Office of Regulatory Staff

M: (803) 622-2469 | O: (803) 737-8440

ABATEMAN@ORS.SC.GOV

Mark A. Rhoden

Chief Financial Officer

South Carolina Office of Regulatory Staff

O: (803) 737-1108

MRHODEN@ORS.SC.GOV

South Carolina Office of Regulatory Staff



Agency Overview

Key Officials

Nanette S. Edwards, Executive Director
M: (803) 603-7810 | O: (803) 737-0575
NEdwards@ORS.SC.GOV

Andrew Bateman, Deputy Executive Director
M: (803) 622-2469 | O: (803) 737-8440
ABateman@ORS.SC.GOV

Chris Huber, Chief Legal Officer
O: (803) 737-5252
CHuber@ORS.SC.GOV

Dawn Hipp, Chief Operating Officer
O: (803) 737-0814
DHipp@ORS.SC.GOV

Mark Rhoden, Chief Financial Officer
O: (803) 737-1108
MRhoden@ORS.SC.GOV

Hank Page, Public Information Officer
M: (803) 422-9042 | O: (803) 737-0519
HPage@ORS.SC.GOV

ORS Consumer Services Department

Local Number: (803) 737-5230

Toll Free Number: 1-800-922-1531

Departments

- Administration
- Audit
- Consumer Services
- Energy Office
- Information Services
- Legal
- Broadband, Communications, and Safety
- Utility Rates and Services

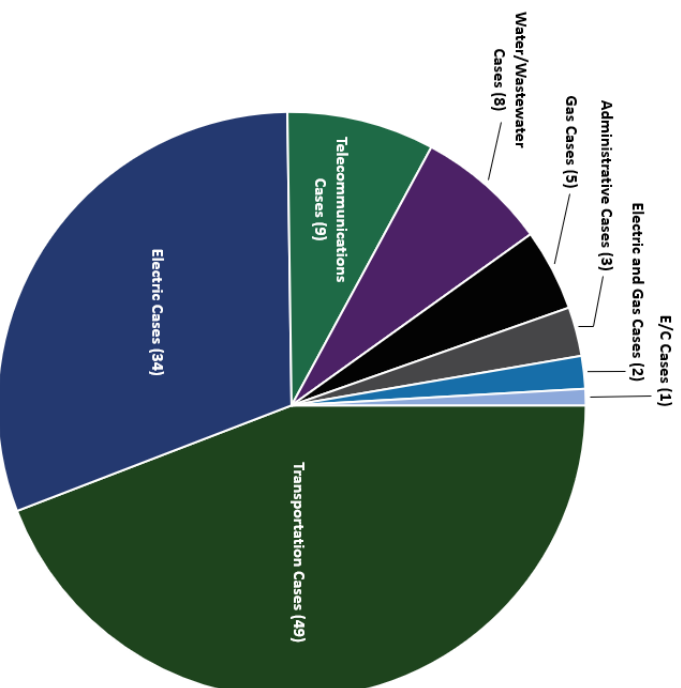
About our Agency

The ORS represents the public interest of South Carolina in utility regulation for the major utility industries – electric, natural gas, telecommunications, transportation, and water/wastewater – before the Public Service Commission of South Carolina (PSC), the court system, the South Carolina General Assembly, and federal regulatory bodies.

The PSC is the state agency that sets utilities' rates. In representing the public interest, the ORS must look at the impact to the consumer and utilities' continued investment in reliable and high-quality services. The ORS also has responsibility for oversight of railroad safety and natural gas pipeline safety in South Carolina, in addition to administering the leasing program for solar panels in South Carolina.

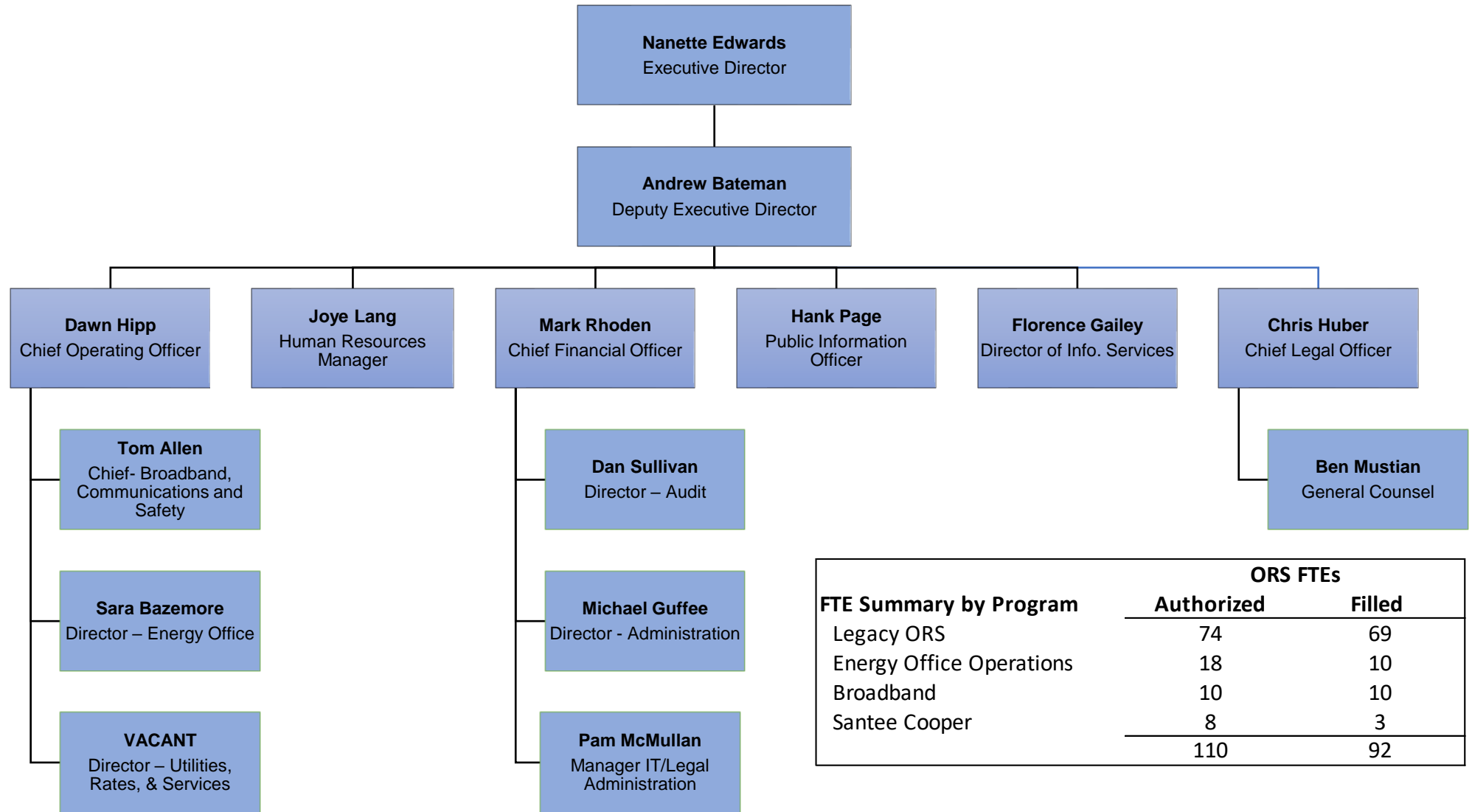
Should you have any questions regarding our agency's role, please do not hesitate to contact Andrew Bateman at (803) 622-2469, (803) 737-8440, or ABateman@ORS.SC.GOV.

New Docketed Cases FY 2021-2022





SC Office of Regulatory Staff



FTE Summary by Program	ORS FTEs	
	Authorized	Filled
Legacy ORS	74	69
Energy Office Operations	18	10
Broadband	10	10
Santee Cooper	8	3
	110	92

ORS PERFORMANCE UPDATE EXECUTIVE SUMMARY

In FY 21-22, the ORS continued to serve the public interest of consumers across all programmatic areas and in its caseload before the Public Service Commission of South Carolina. The ORS also assumed new responsibilities, such as the expansion of broadband infrastructure in South Carolina.

Notable Cases and Savings for Consumers. The ORS participated in 111 newly docketed cases. Of these cases, the following rate-impacting cases generated savings to consumers of **\$149,125,089**.

Dominion Energy SC Rate Case	\$136,400,000
Piedmont Natural Gas RSA	\$ 9,840,523
Dominion Energy SC RSA	\$ 1,781,066
PWR Rate Case	\$ 362,503
Kiawah Rate Case	\$ 740,997
Total	\$149,125,089

Dominion Energy SC Rate Case Settlement, 2020-125-E. Dominion Energy South Carolina, Inc. (DESC), ORS, the South Carolina Department of Consumer Affairs (the Consumer Advocate), and intervenors entered into a comprehensive settlement agreement regarding DESC's application to adjust its rates for electric service.

The settlement agreement was the result of lengthy and complicated negotiations between the parties during a six-month pause in the hearing on the application. The ORS requested the pause during the COVID-19 pandemic after the hearing began in January 2021. The Commission granted the requested pause with the consent of the other parties.

In its application to increase rates, DESC sought approval to increase the average residential customer's bill by \$9.68. The settlement amount represents an approximate 82 percent decrease from the initial request. The agreement raised the average residential customer's bill by only approximately \$1.81 (an approximate 1.46% increase).

A great deal of work and persistence went into pulling together this compromise, and it is the opinion of the ORS that a fully litigated case would certainly have been appealed to the South Carolina Supreme Court. With this compromise, all customer classes received a small increase — but one much lower than originally requested.

Consumer Services. In FY 21-22, ORS Consumer Services continued to work with consumers to recover funds due to erroneous charges, refunds of deposits, unauthorized charges, incorrect rates being charged, disputes about charges, and service-quality issues. Staff fielded **1,269** complaints and inquiries from consumers and recovered **\$275,929** on their behalf (approximately \$127,000 of which are annually recurring recoveries). Consumer Services staff also distributed **39,380** copies of publications and promotional materials.

EXECUTIVE SUMMARY - continued

Broadband. The SC Broadband Office (SCBBO) officially opened on July 1, 2021. The SCBBO made great strides in its inaugural year (FY 21-22) in expanding broadband infrastructure in South Carolina:

- In July 2021, the SCBBO received \$10 million (CARES II) of state money for broadband infrastructure projects to help ensure completion of projects approved for funding in 2020 (CARES). These projects are now complete, and the SCBBO invested \$7,873,283. The 17 projects, from 8 Internet Service Providers (ISP), resulted in 6,116 locations having access to service.
- By the end of July, 2021, the SCBBO issued Notices to Proceed for the \$30 million Rural Broadband Grant Program (RBGP) funded by the SC Department of Commerce (SCDOC). As of June 30, 2022, with the combined effort of 17 ISPs, based on their data, these projects were 54% complete based on location totals, and broadband construction was underway or completed in 18 counties. Many of these projects were scheduled for completion on October 31, 2022. (Update: As of January 1, 2023, one ISP was unable to continue its 3 projects in Allendale County, but the remaining 31 projects are reported as completed pending final invoice submittal and verification.)
- Different from other grant programs, the SCBBO created a pilot Last Mile Grant Program to address the problem of “donut holes” that exist in served areas. The SCBBO’s “1 Need Internet” survey uncovered thousands of residents that needed help; the SCBBO issued Notices to Proceed in June 2022 to connect 567 homes by December 31, 2022.
- In January 2021, the SCBBO partnered with the SC Department of Education (SCDOE) on a SpaceX Starlink pilot program to reach 20 of the most remote rural homes with students and/or staff. SCDOE paid for the hardware and 12 months of service, and the SCBBO covered the cost of professional installation. All homes were live by June 29, 2022, and impressively the average download/upload speed of these residents was 120.5 Mbps / 10.0 Mbps.

SC Equipment Distribution Program (SCEDP). The SCEDP helps consumers who are deaf or have hearing or speech challenges by providing them with specialized telephone equipment. The program received and reviewed **592** applications; approved **506** applications; and conducted installations for **55** SCEDP clients, which included training on how to use the specialized telephone equipment.

Energy Office. The ORS Energy Office advances South Carolina’s energy strategy and policy through education and outreach. As a result of completing the Energy Efficiency Roadmap initiative and issuing a report in the prior fiscal year, the Energy Office conducted stakeholder engagements in FY 21-22 to follow up on certain recommendations. Among these was a Green Bank working group that explored the feasibility of establishing a green bank for South Carolina.

EXECUTIVE SUMMARY - continued

(Update: As of November 30, 2022, a Market Feasibility Study was completed by a division of the University of South Carolina, with support from the Energy Office.)

The Energy Office continued to work on an Electric Vehicle (EV) Stakeholder Initiative that was launched in November 2020. The purpose of this initiative was to facilitate a broad, collaborative statewide discussion among more than 300 stakeholders and to develop a set of recommendations summarized in a final report. (Update: The final report was released on September 21, 2022.)

Financial Support. The Energy Office administers federal financial assistance to support public and private entities investing in energy-saving programs. In FY 21-22, the Energy Office saved the public over **\$20 million** through a variety of energy initiatives.

Pipeline Safety. Pipeline Safety received its 2020 annual scores from the Pipeline and Hazardous Materials Safety Administration. For the program evaluation, which looks at the effectiveness of the ORS Pipeline Safety program to conduct inspections and enforcement, the ORS received a **99 out of 100** (approximately 99%). The one-point deduction was because the ORS does not issue civil penalties. On the progress report, the agency received a **48 out of 50** (96%) because the civil penalty amounts in South Carolina statutes do not match the federal level of civil penalty amounts.

Agency Staffing. ORS executive leadership continues to make organizational changes that better position the ORS for the future. Since May of 2019, several pieces of legislation passed that created new responsibilities for the ORS. As the workload increases, there is a need to work both harder and smarter. Because of new initiatives over the past few fiscal years, many staff members' positions were successfully retooled to accommodate the agency's needs.

Implementation of Technology. Much of the ORS' most innovative technology advancements in FY 21-22 were related to the SCBBO's efforts in mapping. The SCBBO remapped South Carolina three times in FY 21-22. In July 2021, the SCBBO launched SCDigitalDrive (www.scdigitaldrive.org). It houses approximately 235 maps and statistics slides — for all 46 counties and statewide. It features multiple interactive applications for real-time queries of the mapping data.

Looking Ahead. On the horizon for FY 22-23 is the arrival of major programmatic funding in the SC Broadband Office and the SC Energy Office. On May 13, 2022, Governor McMaster enacted HB 4408 that allocated \$400 million to the SCBBO of American Rescue Plan Act (ARPA) State Fiscal Recovery Fund (SFRF \$214,234,345) and the Capital Projects Fund (CPF \$185,765,655). The SCBBO initiated the High Priority ARPA Grant program and opened the application window on June 30, 2022. Enacted in November 2021, the federal Infrastructure Investment and Jobs Act (IIJA) authorized \$1.2 trillion for transportation and infrastructure spending. The IIJA includes billions of dollars of funding opportunities to modernize the grid, build needed electric transmission, enhance energy system resilience, expand electric vehicle charging infrastructure, and advance building energy efficiency, smart manufacturing, carbon capture and utilization, renewables, and other innovative initiatives.

The Energy Office anticipates receiving an estimated \$10 million over the next five federal fiscal years 2022-2026 — which equate to State of South Carolina fiscal years 2022-2023 to 2026-2027 — from the IIJA. This amount is in addition to annual State Energy Program (SEP) formula funding of approximately \$850,000.



ORS Budget vs. Actual

Budget Summary by Expenditure Category	Current Fiscal		Prior Fiscal Year Budget FY22	Prior Fiscal Year Actual (Full Year)
	Year Budget FY23	Current Fiscal Year Actual (12/31/2022)		
Personnel	\$8,980,376	\$3,853,586	\$7,279,723	\$6,710,581
Other Operating Expenses	\$5,090,402	\$1,813,009	\$4,415,402	\$1,519,186
Dual Party Relay	\$4,165,696	\$1,015,455	\$4,165,696	\$2,397,591
Employee Benefits	\$3,001,459	\$1,446,042	\$2,606,018	\$2,641,190
Total	\$21,237,933	\$8,128,092	\$18,466,839	\$13,268,548
Budget Summary By Program				
Legacy ORS Operating Budget	\$7,831,148	\$4,133,394	\$7,491,963	\$6,221,686
Energy Office Operating Budget	\$1,577,830	\$642,646	\$1,577,830	\$1,089,019
Dual Party Budget	\$4,165,696	\$1,015,455	\$4,165,696	\$2,397,591
Broadband Budget	\$2,661,800	\$711,866	\$2,661,800	\$760,246
Santee Cooper Budget	\$2,000,000	\$178,689	\$0	\$158,816
Employee Benefits	\$3,001,459	\$1,446,042	\$2,606,018	\$2,641,190
Total	\$21,237,933	\$8,128,092	\$18,503,307	\$13,268,548



ORS Carry Forward Balance

	<u>Fund</u>	<u>Fiscal Year End June 30, 2022</u>
SC ORS:		
Operating Revenue	30350000	\$ 6,495,241
SC Office of Broadband Coordinator:		
Operating Revenue	10010000	\$ 2,008,079
Santee Cooper:		
Operating Revenue	34170002	\$ 1,784,541
SC Energy Office:		
Special Operating	34170000	\$ 66,252
Diamond Shamrock	47150000	\$ 135,269
Oil Overcharge Stripper Well Litigation	47440000	\$ 1,912,905
Total Energy Office		<u>\$ 2,114,426</u>

The ending cash balances above for ORS, Office of Broadband Coordinator, and Energy Office reflect our agency's operating funds that are equivalent to a General Fund carryforward.



ORS FY 23-24 Budget Request Summary

The ORS is not requesting budget authorization increases from FY23 to FY24.

- *The SC Energy Office will, however, receive Federal Infrastructure Investment and Jobs Act (IIJA) funds of approximately \$10 million.*
- *The Broadband Office did receive \$214 million in Federal ARPA SLFRF funds in September, 2022 and has applied but not yet received \$185 million in Federal ARPA Capital Projects funds.*

The ORS is not requesting any Non-Recurring budget authorization increases from FY23 to FY24.

The ORS is not requesting funding for any Capital Projects for FY24.

The ORS is not making any new proviso requests for FY24.

Budget Summary and request documents submitted to the EBO follow.

ORS Budget Request Summary Form

FY 23-24 Prioritized Budget Request Summary																	
Agency Name																	
BUDGET REQUESTS				FUNDING					FTEs								
Priority	Request Type (recurring, non-recurring, capital)	Request Title	Brief Description	General - Recurring	General - Nonrecurring	Other	Federal	Total	State	Other	Federal	Total					
1								0				0.00					
2								0				0.00					
3								0				0.00					
4								0				0.00					
5								0				0.00					
6								0				0.00					
7								0				0.00					
8								0				0.00					
9								0				0.00					
10								0				0.00					
11								0				0.00					
12								0				0.00					
13								0				0.00					
14								0				0.00					
15								0				0.00					
16								0				0.00					
17								0				0.00					
18								0				0.00					
19								0				0.00					
20								0				0.00					
TOTAL BUDGET REQUESTS				\$	-	\$	-	\$	-	\$	-	\$	-	0.00	0.00	0.00	0.00

The ORS is not requesting any authorization increases from FY23 to FY24.

The SC Energy Office will however receive Federal IJJA funds of approximately \$10 million.

The SC Broadband Office received \$214 million in Federal ARPASLFRF funds in September, 2022 and has applied but not yet received \$185 million in Federal ARPA Capital Projects funds.

The ORS is not requesting any Non-Recurring authorization increases from FY23 to FY24.

The ORS is not requesting funding for any Capital Projects for FY24.

Budget Request Documents Submitted to EBO

AGENCY NAME:
AGENCY CODE:

Office of Regulatory Staff
R060

SECTION: 073



Fiscal Year 2023-24
Agency Budget Plan

FORM A - BUDGET PLAN SUMMARY

OPERATING
REQUESTS
(FORM B1)

<input type="checkbox"/>	For FY 2023-24, my agency is (mark "X"): Requesting General Fund Appropriations.
<input type="checkbox"/>	Requesting Federal/Other Authorization.
X	Not requesting any changes.

NON-RECURRING
REQUESTS
(FORM B2)

<input type="checkbox"/>	For FY 2023-24, my agency is (mark "X"): Requesting Non-Recurring Appropriations.
<input type="checkbox"/>	Requesting Non-Recurring Federal/Other Authorization.
X	Not requesting any changes.

CAPITAL
REQUESTS
(FORM C)

<input type="checkbox"/>	For FY 2023-24, my agency is (mark "X"): Requesting funding for Capital Projects.
X	Not requesting any changes.

PROVISOS
(FORM D)

<input type="checkbox"/>	For FY 2023-24, my agency is (mark "X"): Requesting a new proviso and/or substantive changes to existing provisos.
<input type="checkbox"/>	Only requesting technical proviso changes (such as date references).
X	Not requesting any proviso changes.

Please identify your agency's preferred contacts for this year's budget process.

	Name	Phone	Email
PRIMARY CONTACT:	Mark Rhoden	803-737-1108	mrhoden@ors.sc.gov
SECONDARY CONTACT:	Michael Guffee	803-737-1482	mguffee@ors.sc.gov

I have reviewed and approved the enclosed FY 2023-24 Agency Budget Plan, which is complete and accurate to the extent of my knowledge.

SIGN/DATE: _____
Agency Director

TYPE/PRINT NAME:

<i>Nanette S. Edwards</i>	<i>Thomas C. Alexander</i>
Nanette S. Edwards	Senator Thomas C. Alexander

Agency Director

Board or Commission Chair

This form must be signed by the agency head – not a delegate.

Budget Request Documents Submitted to EBO

AGENCY NAME: Office of Regulatory Staff
AGENCY CODE: R060

SECTION: 073

FORM E – AGENCY COST SAVINGS AND GENERAL FUND REDUCTION CONTINGENCY PLAN

TITLE

Agency Cost Savings and General Fund Reduction Contingency Plan

AMOUNT

\$90,005

What is the General Fund 3% reduction amount? This amount should correspond to the reduction spreadsheet prepared by EBO.

ASSOCIATED FTE
REDUCTIONS

N/A

How many FTEs would be reduced in association with this General Fund reduction?

Office of Broadband Coordinator

PROGRAM/ACTIVITY
IMPACT

What programs or activities are supported by the General Funds identified?

Budget Request Documents Submitted to EBO

AGENCY NAME:	Office of Regulatory Staff
AGENCY CODE:	R060
SECTION:	073

While a reduction of this amount may change the form of some outreach efforts and result in more virtual participation in meeting with stakeholders rather than in-person gatherings, no significant impact on the function of the Office is expected. In the event of a General Fund reduction, the office will first seek additional ways to cost share with the Other Funded portions of the agency, then consider reducing travel and deferring one-time purchases.

SUMMARY

Please provide a detailed summary of service delivery impact caused by a reduction in General Fund Appropriations and provide the method of calculation for anticipated reductions. Agencies should prioritize reduction in expenditures that have the least significant impact on service delivery.

Shift outreach/digital awareness to lower cost event types and reduce event travel: \$15,000
Cost share with the Other Funded portion of the agency: \$40,000
Defer one-time purchases: \$25,000
Reduce travel costs by grouping site visits in regions where feasible: \$10,000

AGENCY COST SAVINGS PLANS

What measures does the agency plan to implement to reduce its costs and operating expenses by more than \$50,000? Provide a summary of the measures taken and the estimated amount of savings. How does the agency plan to repurpose the savings?

Budget Request Documents Submitted to EBO

AGENCY NAME:
AGENCY CODE:

Office of Regulatory Staff
R060

SECTION: 073

FORM F – REDUCING COST AND BURDEN TO BUSINESSES AND CITIZENS

TITLE	Transportation Company - license fees for class A, B, or C certificate holders having less than twenty vehicles. <i>Provide a brief, descriptive title for this request.</i>								
EXPECTED SAVINGS TO BUSINESSES AND CITIZENS	Savings to South Carolina's business is expected to be saved in terms of time. Previously, fees were processed semiannually whereas in the future they will be processed annually reducing the processing time in half for businesses.								
FACTORS ASSOCIATED WITH THE REQUEST	<p><i>What is the expected savings to South Carolina's businesses and citizens that is generated by this proposal? The savings could be related to time or money.</i></p> <p>Mark "X" for all that apply:</p> <table border="1"> <tr> <td><input checked="" type="checkbox"/></td> <td>Repeal or revision of regulations.</td> </tr> <tr> <td><input type="checkbox"/></td> <td>Reduction of agency fees or fines to businesses or citizens.</td> </tr> <tr> <td><input checked="" type="checkbox"/></td> <td>Greater efficiency in agency services or reduction in compliance burden.</td> </tr> <tr> <td><input type="checkbox"/></td> <td>Other</td> </tr> </table>	<input checked="" type="checkbox"/>	Repeal or revision of regulations.	<input type="checkbox"/>	Reduction of agency fees or fines to businesses or citizens.	<input checked="" type="checkbox"/>	Greater efficiency in agency services or reduction in compliance burden.	<input type="checkbox"/>	Other
<input checked="" type="checkbox"/>	Repeal or revision of regulations.								
<input type="checkbox"/>	Reduction of agency fees or fines to businesses or citizens.								
<input checked="" type="checkbox"/>	Greater efficiency in agency services or reduction in compliance burden.								
<input type="checkbox"/>	Other								
METHOD OF CALCULATION	Processing decal transactions one time a year compared to twice a year. <i>Describe the method of calculation for determining the expected cost or time savings to businesses or citizens.</i>								
REDUCTION OF FEES OR FINES	There is minimal expected savings in fees, whereas time savings are expected. ORS FY21-22 Decal Fees were \$104,467. <i>Which fees or fines does the agency intend to reduce? What was the fine or fee revenue for the previous fiscal year? What was the associated program expenditure for the previous fiscal year? What is the enabling authority for the issuance of the fee or fine?</i> Effective June 2022, Section 58-23-560 of the 1976 Code is amended to read: "A holder of a certificate A, B, or C must annually before January first of each year pay to the Office of Regulatory Staff a fee of fifty dollars per vehicle." Previously the Section read as follows: SECTION 58-23-560. License fees for class A, B, or C certificate holders having less than twenty vehicles. A holder of a certificate A, B, or C with less than twenty vehicles must semiannually on or before January first and July first of each year pay to the Office								
REDUCTION OF REGULATION									

Budget Request Documents Submitted to EBO

AGENCY NAME:
AGENCY CODE:

Office of Regulatory Staff
R060

SECTION: 073

of Regulatory Staff the following fees: for vehicles weighing not more than two thousand pounds, seven dollars and fifty cents; and for vehicles weighing in excess of two thousand pounds, seven dollars and fifty cents for the first two thousand pounds and two dollars and fifty cents additional for each additional five hundred pounds or part thereof of weight, except that the total license fee may not exceed fifty dollars per vehicle semiannually

Which regulations does the agency intend to amend or delete? What is the enabling authority for the regulation?

Amended regulation 58-23-560 of the 1976 Code is expected to cut in half the time for businesses to process decal fees related to SC Transportation Carriers.

Agency operations are also expecting to reduce processing time in half.

SUMMARY

Provide an explanation of the proposal and its positive results on businesses or citizens. How will the request affect agency operations?

Budget Request Documents Submitted to EBO

AGENCY RESTRUCTURING REQUEST FY 2023-24

Agency: Office of Regulatory Staff

Agency Code: R0060

Please complete all sections below as justification for restructuring requests. A restructuring request is necessary when the outline format of the Appropriations Act is changed (I.A.1 a.). A side-by-side view of the current structure compared to the proposed structure must be attached to the request submission. Once new program numbers have been assigned by EBO, a Technical Form – Restructuring can be completed in the Budget Development System.

- Does the restructuring request involve multiple agencies? If so, please list the agency codes and titles.

RESPONSE: N/A

- Is this request required by recent legislation? If so, include the Act number and appropriate code sections.

RESPONSE: N/A

- If not required by legislation, explain the need for the restructuring request.

RESPONSE: N/A

- Explain any impact on personnel costs and include any positions affected by this request.

RESPONSE: N/A

- List the titles of any new State Funded Programs needed to accomplish the restructuring request and why each is necessary.

RESPONSE: N/A

ORS FY24 Budget vs. FY23 Budget

APPROPRIATIONS ACT FORMAT	FY23 Budget	FY24 Budget Submission
I. OFFICE OF EXECUTIVE DIRECTOR		
DIRECTOR	265,000 <i>(1,00)</i>	265,000 <i>(1,00)</i>
UNCLASSIFIED POSITIONS	1,284,676 <i>(10,00)</i>	1,284,676 <i>(10,00)</i>
OTHER OPERATING EXPENSES	538,347	538,347
DUAL PARTY RELAY FUNDS	4,165,696	4,165,696
TOTAL I. OFFICE OF EXECUTIVE DIRECTOR	6,253,719 <i>(11,00)</i>	6,253,719 <i>(11,00)</i>
II. SUPPORT SERVICES		
UNCLASSIFIED POSITIONS	1,590,986 <i>(24,00)</i>	1,590,986 <i>(24,00)</i>
OTHER OPERATING EXPENSES	750,000	750,000
TOTAL II. SUPPORT SERVICES	2,340,986 <i>(24,00)</i>	2,340,986 <i>(24,00)</i>
III. ORS PROGRAMS		
UNCLASSIFIED POSITIONS	2,652,139 <i>(39,00)</i>	2,652,139 <i>(39,00)</i>
OTHER OPERATING EXPENSES	750,000	750,000
TOTAL III. ORS PROGRAMS	3,402,139 <i>(39,00)</i>	3,402,139 <i>(39,00)</i>
IV. ENERGY OFFICE		
A. ENERGY PROGRAMS		
UNCLASSIFIED POSITIONS	807,605 <i>(13,33)</i>	807,605 <i>(13,33)</i>
OTHER PERSONAL SERVICES	33,360	33,360
OTHER OPERATING EXPENSES	375,331	375,331
ALLOC OTHER ENTITIES	135,000	135,000
TOTAL A. ENERGY PROGRAMS	1,351,296 <i>(13,33)</i>	1,351,296 <i>(13,33)</i>
B. RADIOACTIVE WASTE		
UNCLASSIFIED POSITIONS	131,610 <i>(4,67)</i>	131,610 <i>(4,67)</i>
OTHER OPERATING EXPENSES	94,924	94,924
TOTAL B. RADIOACTIVE WASTE	226,534 <i>(4,67)</i>	226,534 <i>(4,67)</i>
TOTAL IV. ENERGY OFFICE	1,577,830 <i>(18,00)</i>	1,577,830 <i>(18,00)</i>
V. STATEWIDE BROADBAND OFFICE		
UNCLASSIFIED POSITIONS	890,000 <i>(10,00)</i>	890,000 <i>(10,00)</i>
OTHER OPERATING EXPENSES	1,771,800	1,771,800
TOTAL V. STATEWIDE BROADBAND	2,661,800 <i>(10,00)</i>	2,661,800 <i>(10,00)</i>
VI. SANTEE COOPER REGULATION		
NEW POSITIONS - UNCLASSIFIED	1,325,000 <i>(8,00)</i>	1,325,000 <i>(8,00)</i>
OTHER OPERATING EXPENSES	675,000	675,000
TOTAL VI. SANTEE COOPER REGULATION	2,000,000 <i>(8,00)</i>	2,000,000 <i>(8,00)</i>
VII. EMPLOYEE BENEFITS		
EMPLOYER CONTRIBUTIONS	3,001,459	3,001,459
TOTAL VII. EMPLOYEE BENEFITS	3,001,459	3,001,459
TOTAL OFFICE OF REGULATORY STAFF	21,237,933 <i>(110,00)</i>	21,237,933 <i>(110,00)</i>
Budget Summary by Expenditure Category:		
Personnel	FY23 Budget \$8,980,376	FY24 Submission \$8,980,376
Other Operating Expenses	\$5,090,402	\$5,090,402
Dual Party Relay	\$4,165,696	\$4,165,696
Employee Benefits	\$3,001,459	\$3,001,459
	\$21,237,933	\$21,237,933
Budget Summary By Program:		
Legacy ORS Operating Budget	\$7,831,148	\$7,831,148
Energy Office Operating Budget	\$1,577,830	\$1,577,830
Dual Party Budget	\$4,165,696	\$4,165,696
Broadband Budget	\$2,661,800	\$2,661,800
Santee Cooper Budget	\$2,000,000	\$2,000,000
Employee Benefits	\$3,001,459	\$3,001,459
Office of Regulatory Staff Total Budget	\$21,237,933	\$21,237,933
FTE Summary by Program		
Legacy ORS	Authorized 74	Authorized 74
Energy Office Operations	18	18
Broadband	10	10
Santee Cooper	8	8
	110	110



Broadband Update Summary

SECTION 73.6 - 73.7 - R060 - OFFICE OF REGULATORY STAFF

The Fiscal Year 2021-2022 Appropriations Act establishes the basis for broadband expansion in South Carolina by creating the Office of Broadband Coordinator within the South Carolina Office of Regulatory Staff (ORS), expanding mapping efforts, and extending funding opportunities to companies that deploy broadband in specific areas of need.

AT A GLANCE

- Establishes the Office of Broadband Coordinator within the ORS
- Creates a central resource for information on state and federal programs to fund broadband expansion
- Maximizes resources by coordinating with other state and federal programs
- Directs the ORS to convene a collaborative stakeholder process for broadband planning and deliver a report to the General Assembly
- Provides funding to expand broadband infrastructure through the Broadband Infrastructure Program
- Introduces a framework for collecting the information necessary to update the State Broadband Map and safeguards broadband provider information

Office of Broadband Coordinator

The Office of Broadband Coordinator will serve as the central broadband planning body for South Carolina and will coordinate with federal, state, regional, local, and private entities, to the extent practicable, to encourage the continued development of access to broadband. The Office of Broadband Coordinator will serve as a central resource to collect and publish information about state and federal programs to fund broadband expansion and will help maximize resources by coordinating with other state and federal programs.

Broadband Planning

Through a collaborative stakeholder process, the Office of Broadband Coordinator will identify challenges to expediting broadband access. A report will be provided to the General Assembly with recommendations on actions that can be taken to promote broadband access.

Funding for Broadband Infrastructure Projects

Broadband infrastructure projects, including those that were approved for funding pursuant to Act 142 of 2020, but not constructed by December of 2020, will be completed through the Broadband Infrastructure Program. Priority will be given to unserved homes, businesses, schools, health-care facilities, and other institutions in rural communities and communities across South Carolina with a lack of access to broadband.

Broadband Mapping

The Office of Broadband Coordinator will collect information from broadband providers and other entities to update the State Broadband Map. All information provided will be confidential, proprietary, and a trade secret and subject to exemption from disclosure under state and federal law. The information is not subject to the Freedom of Information Act, except in the form of a map that does not reveal provider-specific information.

On an annual basis, entities providing broadband service or middle-mile infrastructure in South Carolina will provide deployment data to the Office of Broadband Coordinator. If an entity does not provide this data on an annual basis, it may be disqualified from state funding opportunities for the current fiscal year. Each year, the Office will compile this information, analyze, and update statewide broadband deployment information.

UPDATE- OCTOBER 2022

Broadband Infrastructure Funding in South Carolina

To date, the ORS has developed and implemented 4 broadband infrastructure grant programs. These 4 programs include a total of 152 projects and one pilot project throughout the state. These programs represent a total broadband investment, including company match, in South Carolina of over \$114 million.

Grant Program	Status	Start Date	End Date	Number of Projects	Number of Counties	Number of Companies*	Grant Funds Awarded	Broadband Investment in SC (with match)
Act 142	Completed	August 2020	December 2020	76	28	14	\$16,728,421	\$35,267,820
RBGP	In Progress	March 2021	October 2022	31	18	15	\$29,355,514	\$58,711,024
Starlink Pilot	Completed	May 2022	June 2022	1	8	1	\$30,000	\$30,000
LMGP	In Progress	June 2022	December 2022	30	15	6	\$1,280,401	\$2,708,277
Proviso 73.6	Completed	July 2021	March 2022	15	11	8	\$7,873,282	\$17,628,070
TOTALS TO DATE				153			\$55,267,618	\$114,345,191

Act 142 - Broadband Infrastructure Program

Governor McMaster signed Act 142 on June 25, 2020, authorizing broadband infrastructure expansion through federal funds disbursed to South Carolina through the federal Coronavirus Aid, Relief, and Economic Security Act (CARES Act). With these funds, the ORS launched the Broadband Infrastructure Program in August 2020 (along with a mapping effort and an online learning initiative).

Rural Broadband Grant Program (RBGP)

In January 2021, the Joint Bond Review Committee approved the allocation of \$30 million from the SC Department of Commerce for a competitive grant program to be developed and implemented by the ORS to expand broadband access in rural parts of South Carolina. Projects are scheduled for completion by October 31, 2022.

2021-2022 Appropriations Act

Broadband Infrastructure Program - Continued Proviso 73.6 of the FY 2021-2022 Appropriations Act continues the funding for broadband infrastructure projects originating under Act 142. The SC Broadband Office's Annual report for 2022 has been released and is available at ors.sc.gov/broadband.

Office of Broadband Coordinator

Proviso 73.6 provides for stakeholder engagement. The Broadband Advisory Council (BBAC) meets quarterly to discuss broadband initiatives.

Broadband Projects

Starlink Pilot Program

The Office of Broadband Coordinator is coordinating with the SC Department of Education to acquire twenty angel (sponsored) subscriptions to be installed in 20 locations throughout the state. The subscriptions will include all equipment, professional installation and 12 months of service for each household. Installations were completed by the end of June 2022.

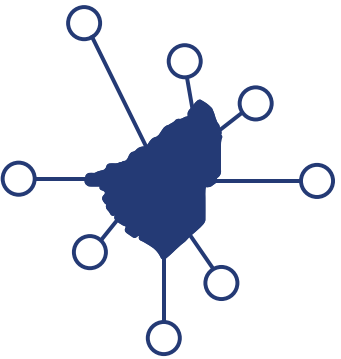
American Rescue Plan Act

Act 244 (2022), effective May 13, 2022, allocated \$400 million of the American Rescue Plan Act (ARPA) State Fiscal Recovery Fund (SFRF \$214,234,345) and the Capital Projects Fund (CPF \$185,765,655) to the SCBBO.

The SCBBO initiated the High Priority ARPA Grant program and opened the application window on June 30, 2022. On August 31, 2022, 188 applications from 22 companies covering 45 counties, all but Dillon County received more than one application, requesting more than \$650 million. Awards will be made in January.

The SCBBO developed a draft of the Capital Project Fund Plan (CPF) and filed on September 22, 2022. The deadline for filing the CPF with the US Treasury was September 24, 2022. This document was shared with the Broadband Advisory Council (BBAC) and a variety of other stakeholders.





SOUTH CAROLINA Broadband Analysis



TOTAL ORS ACTUAL (OR PROJECTED **) FUNDING - BY COMPANY (as of 6/30/2022)

Company	CARES Act (completed)	RBGP	Proviso 73.6		Grand Total
			CARES Act II (completed)	Last Mile	
Aiken Electric Cooperative, Inc.	\$ 554,575	\$ 2,266,700			\$ 2,821,275
CarolinaConnect Cooperative / Aiken EC				\$ 25,000	\$ 25,000
CarolinaConnect Cooperative / Newberry EC				\$ 91,985	\$ 91,985
CenturyLink		\$ 1,503,135			\$ 1,503,135
Comcast Cable Communications, LLC		\$ 3,600,000			\$ 3,600,000
Comporium	\$ 3,501,706	\$ 3,179,698	\$ 1,720,037	\$ 439,935	\$ 8,841,376
Farmers Telephone Cooperative, Inc.	\$ 365,804	\$ 1,903,750	\$ 13,426		\$ 2,282,980
Hargray	\$ 1,411,656	\$ 1,418,666	\$ 147,771		\$ 2,978,093
Home Telecom	\$ 607,418	\$ 1,946,221			\$ 2,553,639
Horry Telephone Cooperative, Inc.	\$ 2,347,078	\$ 3,052,828		\$ 117,209	\$ 5,517,115
Lynchus River Electric Cooperative	\$ 818,567	\$ 158,750	\$ 513,928		\$ 1,491,245
Newberry Electric Cooperative	\$ 1,297,750	\$ 639,061	\$ 1,469,868		\$ 3,406,679
OneTone	\$ 217,000				\$ 217,000
Orangeburg County Broadband	\$ 300,000	\$ 300,000			\$ 600,000
Palmetto Telephone Communications, LLC		\$ 3,557,500			\$ 3,557,500
Sandhill Telephone Cooperative, Inc.	\$ 1,286,058	\$ 4,392,440			\$ 5,678,498
Spectrum Southeast LLC and Affiliates	\$ 342,875			\$ 214,970	\$ 557,845
Ti-County Electric Cooperative		\$ 1,319,660			\$ 1,319,660
TruVista Communications, Inc.	\$ 937,559	\$ 117,105	\$ 2,861,538	\$ 20,340	\$ 3,936,541
Upcounty Fiber			\$ 825,000		\$ 825,000
WC Fiber, LLC	\$ 2,740,376		\$ 321,715	\$ 379,654	\$ 3,441,745
Grand Total	\$ 16,728,421	\$ 29,355,514	\$ 7,873,282	\$ 1,289,093	\$ 55,246,310

TOTAL BROADBAND INVESTMENT ACTUAL (OR PROJECTED **) FUNDING - BY COMPANY (as of 6/30/2022)

Company	CARES Act (completed)	RBGP	Proviso 73.6		Grand Total
			CARES Act II (completed)	Last Mile	
Aiken Electric Cooperative, Inc.	\$ 1,389,505	\$ 4,533,400			\$ 5,922,905
CarolinaConnect Cooperative / Aiken EC				\$ 50,000	\$ 50,000
CarolinaConnect Cooperative / Newberry EC				\$ 183,970	\$ 183,970
CenturyLink		\$ 3,006,270			\$ 3,006,270
Comcast Cable Communications, LLC		\$ 7,200,000			\$ 7,200,000
Comporium	\$ 7,179,255	\$ 6,359,395	\$ 3,783,077	\$ 943,032	\$ 18,264,759
Farmers Telephone Cooperative, Inc.	\$ 731,607	\$ 3,807,500	\$ 60,956		\$ 4,600,063
Hargray	\$ 2,828,122	\$ 2,887,331	\$ 301,932		\$ 5,967,385
Home Telecom	\$ 1,214,837	\$ 3,892,442			\$ 5,107,279
Horry Telephone Cooperative, Inc.	\$ 4,693,694	\$ 6,105,656		\$ 234,418	\$ 11,033,768
Lynchus River Electric Cooperative	\$ 1,643,170	\$ 317,500	\$ 1,027,855		\$ 2,988,525
Newberry Electric Cooperative	\$ 2,751,454	\$ 1,278,122	\$ 2,939,737		\$ 6,969,313
OneTone	\$ 472,407				\$ 472,407
Orangeburg County Broadband	\$ 642,372	\$ 600,000			\$ 1,242,372
Palmetto Telephone Communications, LLC		\$ 7,115,000			\$ 7,115,000
Sandhill Telephone Cooperative, Inc.	\$ 2,695,956	\$ 8,784,880			\$ 11,480,836
Spectrum Southeast LLC and Affiliates	\$ 695,775			\$ 433,768	\$ 1,129,543
Ti-County Electric Cooperative		\$ 2,639,319			\$ 2,639,319
TruVista Communications, Inc.	\$ 1,875,117	\$ 234,209	\$ 5,723,075	\$ 40,680	\$ 7,873,081
Upcounty Fiber			\$ 3,132,534		\$ 3,132,534
WC Fiber, LLC	\$ 6,454,549		\$ 658,904	\$ 839,793	\$ 7,953,246
Grand Total	\$ 35,267,820	\$ 58,711,024	\$ 17,628,070	\$ 2,725,661	\$ 114,332,575

TOTAL ORS ACTUAL (OR PROJECTED **) FUNDING - BY COUNTY (as of 6/30/2022)

County	CARES Act (completed)	RBGP	Proviso 73.6		Grand Total	Number of Locations ***
			CARES Act II (completed)	Last Mile		
Abbeville				\$ 19,499	\$ 19,499	8
Aiken	\$ 359,352				\$ 359,352	4
Allendale					\$ -	-
Anderson	\$ 851,948	\$ 3,557,500		\$ 110,285	\$ 962,233	560
Bamberg		\$ 112,240			\$ 3,557,500	1,029
Barnwell		\$ 1,223,166			\$ 112,240	122
Beaufort	\$ 113,970	\$ 1,946,221	\$ 128,935		\$ 2,135,376	1,839
Berkeley					\$ 2,060,191	2,227
Calhoun					\$ -	-
Charleston					\$ -	-
Cherokee					\$ -	-
Chester	\$ 874,049	\$ 742,775			\$ 1,616,824	917
Chesterfield	\$ 587,587	\$ 158,750	\$ 145,064		\$ 891,400	950
Clarendon	\$ 308,618	\$ 634,550			\$ 943,168	598
Colleton					\$ -	-
Darlington	\$ 43,355			\$ 28,303	\$ 71,658	46
Dillon				\$ 14,528	\$ 14,528	6
Dorchester	\$ 493,448				\$ 493,448	533
Edgefield				\$ 25,000	\$ 25,000	5
Fairfield	\$ 63,510	\$ 117,105	\$ 2,861,538	\$ 20,340	\$ 3,062,493	1,059
Florence	\$ 4,775			\$ 14,039	\$ 18,814	13
Georgetown	\$ 645,932	\$ 1,081,607		\$ 117,209	\$ 1,844,748	694
Greenville	\$ 12,811		\$ 321,715		\$ 12,811	35
Greenwood	\$ 1,124,110	\$ 3,600,000	\$ 18,836		\$ 1,445,825	1,871
Hampton	\$ 188,490				\$ 3,807,326	1,263
Horry	\$ 106,348	\$ 635,391			\$ 106,348	13
Jasper					\$ 635,391	532
Kershaw	\$ 89,586	\$ 819,425	\$ 368,864		\$ 89,586	232
Lancaster	\$ 1,492,289	\$ 897,757	\$ 175,657		\$ 2,680,578	2,205
Laurens	\$ 897,757	\$ 640,000	\$ 1,720,037	\$ 8,692	\$ 1,073,414	818
Lee					\$ 640,000	502
Lexington	\$ 1,407,332	\$ 1,971,221			\$ 3,136,061	2,001
Marion	\$ 1,594,798	\$ 4,392,440			\$ 3,566,019	729
Marlboro	\$ 1,286,058				\$ 5,678,498	6,909
McCormick					\$ -	-
Newberry	\$ 1,297,750	\$ 639,061	\$ 1,294,212	\$ 111,185	\$ 3,342,208	5,011
Oconee	\$ 276,174		\$ 825,000	\$ 96,250	\$ 1,197,424	1,908
Orangeburg	\$ 495,223	\$ 6,894,753			\$ 7,389,976	6,080
Pickens				\$ 217,011	\$ 217,011	122
Richland					\$ -	-
Saluda	\$ 753,457			\$ 24,401	\$ 777,858	295
Spartanburg	\$ 79,343			\$ 63,606	\$ 142,949	126
Sumter					\$ -	-
Union				\$ 11,903	\$ 11,903	3
Williamsburg	\$ 57,186	\$ 629,200	\$ 13,426		\$ 699,812	310
York				\$ 406,842	\$ 406,842	121
Grand Total	\$ 16,728,421	\$ 29,355,514	\$ 7,873,282	\$ 1,289,093	\$ 55,246,310	41,696

** Assumes funding requested and company match will come in at 100% for 'In Progress' projects

*** Based on the total number of locations as listed in final progress report for completed projects, and total number of locations as listed in application for in-progress projects. Locations include households, businesses, educational institutions, healthcare facilities and community anchor institutions.

TOTAL BROADBAND INVESTMENT ACTUAL (OR PROJECTED **) FUNDING - BY COUNTY (as of 6/30/2022)

County	CARES Act (completed)	RBGP	Proviso 73.6		Grand Total	Number of Locations ***
			CARES Act II (completed)	Last Mile		
Abbeville	\$ 976,553			\$ 39,184	\$ 39,184	8
Aiken					\$ 976,553	4
Allendale					\$ -	
Anderson	\$ 2,151,792			\$ 275,319	\$ 2,427,111	560
Bamberg		\$ 7,115,000			\$ 7,115,000	1,029
Barnwell		\$ 224,480			\$ 224,480	122
Beaufort	\$ 2,447,732	\$ 1,566,549	\$ 258,255		\$ 4,272,536	1,839
Berkeley	\$ 227,939	\$ 3,892,442			\$ 4,120,381	2,227
Calhoun					\$ -	
Charleston					\$ -	
Cherokee					\$ -	
Chester	\$ 1,748,097	\$ 1,485,550			\$ 3,233,647	917
Chesterfield	\$ 1,175,100	\$ 317,500	\$ 290,127		\$ 1,782,727	950
Clarendon	\$ 617,236	\$ 1,269,100			\$ 1,886,336	598
Colleton					\$ -	
Darlington	\$ 88,900			\$ 58,759	\$ 147,659	46
Dillon				\$ 29,056	\$ 29,056	6
Dorchester	\$ 986,898				\$ 986,898	533
Edgefield				\$ 50,000	\$ 50,000	5
Fairfield	\$ 127,020	\$ 234,209	\$ 5,723,075		\$ 6,124,984	1,059
Florence	\$ 10,964			\$ 28,779	\$ 39,743	13
Georgetown	\$ 1,291,918	\$ 2,163,214		\$ 234,418	\$ 3,689,550	694
Greenville	\$ 29,695		\$ 658,904		\$ 29,695	35
Greenwood	\$ 2,472,060		\$ 43,677		\$ 3,130,964	1,871
Hampton	\$ 380,391	\$ 7,200,000			\$ 7,624,068	1,263
Horry	\$ 212,180				\$ 212,180	13
Jasper		\$ 1,270,782			\$ 1,270,782	532
Kershaw	\$ 187,630				\$ 187,630	232
Lancaster	\$ 3,030,582	\$ 1,638,850	\$ 737,728		\$ 5,407,160	2,205
Laurens	\$ 2,097,576		\$ 351,314		\$ 2,448,890	818
Lee		\$ 1,280,000			\$ 1,280,000	502
Lexington	\$ 2,915,302		\$ 3,783,077	\$ 17,384	\$ 6,715,763	2,001
Marion	\$ 3,189,596	\$ 3,942,442			\$ 7,132,038	729
Marlboro	\$ 2,695,956	\$ 8,784,880			\$ 11,480,836	6,909
McCormick					\$ -	
Newberry	\$ 2,751,454	\$ 1,278,122	\$ 2,588,423	\$ 222,370	\$ 6,840,369	5,011
Oconee	\$ 590,755		\$ 3,132,534	\$ 209,375	\$ 3,932,664	1,908
Orangeburg	\$ 1,055,324	\$ 13,789,504			\$ 14,844,828	6,080
Pickens				\$ 442,881	\$ 442,881	122
Richland					\$ -	
Saluda	\$ 1,536,115			\$ 48,802	\$ 1,584,917	295
Spartanburg	\$ 158,686			\$ 127,773	\$ 286,459	126
Sumter					\$ -	
Union				\$ 24,035	\$ 24,035	3
Williamsburg	\$ 114,371	\$ 1,258,400	\$ 60,956		\$ 1,433,727	310
York				\$ 876,846	\$ 876,846	121
Grand Total	\$ 35,267,820	\$ 58,711,024	\$ 17,628,070	\$ 2,725,661	\$ 114,332,575	41,696

** Assumes funding requested and company match will come in at 100% for 'In Progress' projects *** Based on the total number of locations as listed in final progress report for completed projects, and total number of locations as listed in application for in-progress projects.
Locations include households, businesses, educational institutions, healthcare facilities and community anchor institutions.

FEDERAL FUNDING INCREASES – SC ENERGY OFFICE

SC Energy Office, ORS has been allocated the following amounts under the Infrastructure Investment and Jobs Act (IIJA).

IIJA Anticipated Funding

Funding	Amount	Application deadline	ETA for funds	Notes
IIJA-SEP*	\$ 6,883,410	✓	Feb. 2023	App submitted 12/5/2022, no date certain for receipt of \$\$
EECBG (IIJA)**	\$ 2,176,180	TBD	TBD	
EE RLF CG (IIJA)***	\$ 1,518,370	4/21/2023	TBD	
TOTAL	\$10,577,960.00			

*IIJA-State Energy Program (SEP) \$6.8 million to be used over the next 5 years to support Energy Office objectives.

**Energy Efficiency Conservation Block Grant (EECBG) is an existing statutory grant program, but it has not been funded in recent years.

***Energy Efficiency Revolving Loan Fund and Capitalization Grants (EE RLF CG) is a new program per IIJA. Allocations are formula-based, however, State Energy Offices are not required to participate in or apply for this program.